





Deb Shew – Business Education

Lesson Plans – Week 37 May 21 – May 25, 2018

	Personal Finance (2 nd Hour)	Accounting (4 th Hour)	Information Processing (5 th Hour)	Intro to Business (6 th Hour)	Keyboarding (7 th Hour)	Computer Technology (8 th Hour)
Monday 1st Hour Study Hall	Everfi Website Finish Savings Module	Catch Me If You Can movie	Continue CH 7: Working with themes, styles, backgrounds, text boxes	Finish Business Plans Turn in sales reports, profits to date; Pick famous entrepreneurs for final presentation and project; pick dates	No Class – Volunteer project in EC	Working with animations; placing in order and changing settings
Tuesday Block Odd			Timing #16 Social Media Toay (2 minute) Finish Ch 7; Kahoot Review; End of Ch 7 Projects and open book quiz		Installing a printer; options – set backgrounds to print Print to color Continue numbers #3 Learn 3 and 8 #4 Learn 2 and 9	Working with notes pages – writing your notes for presentation
Wednesday Block Even	Everfi Banking Module	Catch Me If You Can movie; Send permission for Enron: The Smartest Guys in the Room- starting Friday		Workday for final presentations; grading rubric and expectations; how to deliver a good presentation; do and don'ts of presenting	Timing #7 Zoo Animals #5 Learn 1 and 0	Printing notes and handouts; emailing presentations; downloading as google slides
Thursday 1st Hour Study Hall	Everfi Payment Types Module	Catch Me If You Can movie	Tracking sheet/goal #17 All About Pizza Begin Ch 8 Working with Graphics; inserting, resizing, working with effects	Workday final presentation or prep for selling	Tracking Sheet – updated and goal for #8 Being CyberSafe Learn the numeric keypad – working with calculator tool – go through packet	Begin presentations #1-3
Friday 1st Hour Study Hall Personal day – sub Nancy Ludwigson	Everfi Credit Scores Module	Enron: The Smartest Guys in the Room	Removing backgrounds; filters	Workday final presentation or prep for selling	Workday for keypad activities - check with neighbors	PowerPoint Word Search; outside