


6 ¿Qué hora es?


Telling Time in Spanish

1


¿Qué hora es?




Es la una.




Son las dos.




Son las tres.



Son las cuatro.









Son las cinco.



Son las seis.

Now see if you can do the rest:







Es mediodía (noon)
Es medianoche (midnight).

- 2** How do you say "What time is it?" in Spanish? _____
- How do you express "it is" when saying "it is one o'clock"? _____
- How do you express "it is" when saying any other hour? _____
- Note that, unlike English, Spanish uses the definite article before the hour.
- How do you say "it is noon"? _____
- How do you say "it is midnight"? _____


3 Now study these:




Es la una y veinte.



Son las dos y diez y seis.



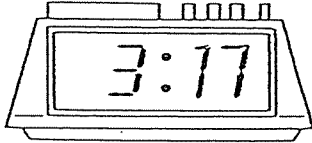
Son las cuatro y veinte y cinco.

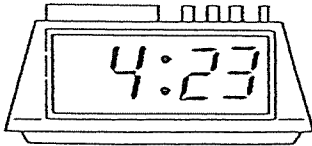


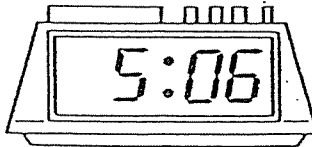
Son las nueve y diez.


How do you express time after the hour? _____
That's right. To express time AFTER the hour, use y and add the number of minutes.

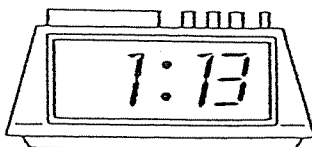
4 How would you say:



















5


Now study these:




Son las once menos cinco.



Son las tres menos veinte.



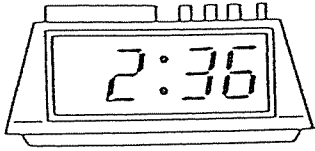
Son las diez menos veinte y nueve.

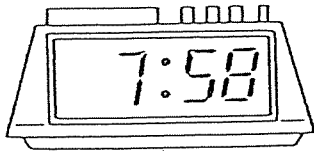



Es la una menos doce.


How do you express time before the hour? _____
That's right. To express time BEFORE the next hour, use *menos* and subtract the number of minutes from that next hour.

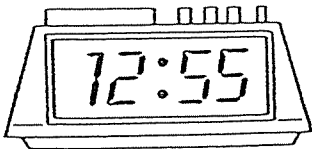
6 How would you express:

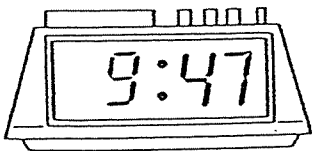

















7


Now study these:




Es la una y cuarto.



Es la una menos cuarto.



Son las cinco y cuarto.



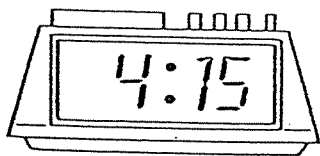
Son las cinco menos cuarto.


What is the special word for "a quarter"? _____

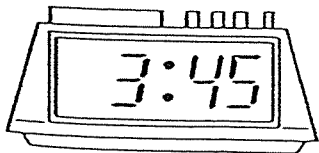
How do you say "a quarter after"? _____

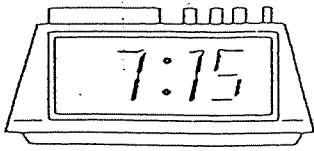
How do you say "a quarter to"? _____

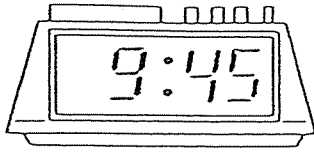
How would you express:


















Now study these:



Son las cinco y media.





Es la una y media.

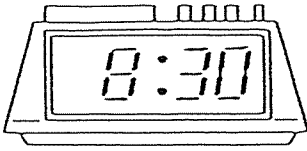
What is the special word for "half past"? _____

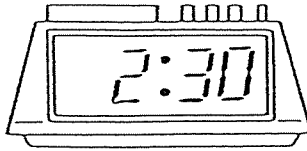
How do you express "half past the hour"? _____

How would you say?










ACTIVIDADES

A. Write out these times in numbers:


EXAMPLE: Son las dos. 2:00

1. Es la una menos veinte y cinco. _____
2. Son las once y cuarto. _____
3. Es mediodía. _____
4. Son las diez menos once. _____
5. Son las nueve y cinco. _____
6. Es la una y media. _____
7. Son las tres y veinte. _____
8. Son las doce menos cuarto. _____


B. Here are some clocks. What time does each show?




1. _____




2. _____




3. _____




7. _____




4. _____




8. _____




5. _____



9. _____




6. _____




10. _____


C. Here are some broken clocks. Each one has the minute hand missing. Can you put it back according to the correct time?




1. Son las dos.




4. Son las nueve y once.




7. Son las cuatro y media.




2. Son las tres y cuarto.




5. Son las seis menos veinte y cinco.




8. Son las once y cinco.



3. Son las cinco menos diez.



6. Es medianoche.



9. Es la una y cuarto.



Now you know what to say when someone asks *¿Qué hora es?* But how do you reply if someone asks *¿A qué hora?* (At what time!)? Look at these questions and answers:

¿A qué hora llegas a la escuela?
Llego a la escuela a las ocho.

At what time do you arrive at school!
I arrive at school at eight o'clock.